

Market Mood





LTP	24342.90
R1	24500
R2	24600
S1	24100
S2	23800



LTP	52325
R1	52500
R2	53200
S1	52000
S2	51700

- A negative momentum can be witnessed in the Nifty index after formation a bearish engulfing candle, signaling sideways to bearish momentum.
- The index could not sustain above 24500 and is moving in a range the Index may continue to be sideways to negative.
- Additionally, the RSI, a momentum indicator is in over brought zone and time being corrections can be seen till the time 24500 is not taken on the upside, there will be sideways to negative move in the market.

- Bank Nifty is currently has formed a long day bearish candle on the daily chart and has broken the support of the rising channel pattern.
- The Relative Strength Index (RSI) is moving in the range bound territory, indicating indecisive momentum on both buyers and sellers front.
- The overall trend remains sideways to bearish until Bank Nifty doesn't sustains above 52500 levels.

Global Market:

	Dow Jones Futures <small>CFD</small>	39,711.06	-8.31	-0.02
11 Jul, 2024 07:54 IST				
	S&P 500 <small>CFD</small>	5,633.91	56.93	1.02
11 Jul, 2024 01:29 IST				
	Nasdaq <small>CFD</small>	18,647.45	218.16	1.18
11 Jul, 2024 01:29 IST				
	FTSE	8,193.51	53.70	0.66
10 Jul, 2024 21:38 IST				
	CAC	7,573.55	64.89	0.86
10 Jul, 2024 21:38 IST				
	DAX	18,407.22	171.03	0.93
10 Jul, 2024 21:45 IST				

Sentiment Gauge



Flat to Negative

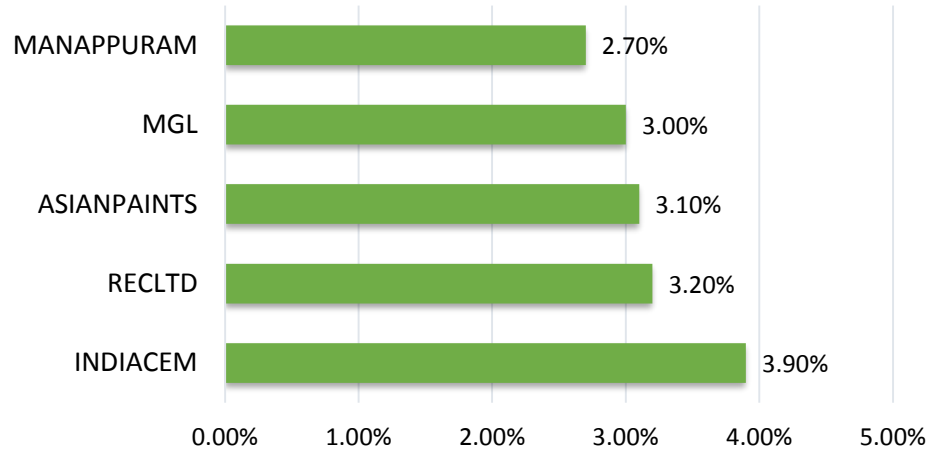
FII - DII Activities:

Activity	FII (Cr)	DII (Cr)
Cash	583.96	1082.40
Adv/Dec		
Advance	Decline	A/D Ratio
70	115	0.61

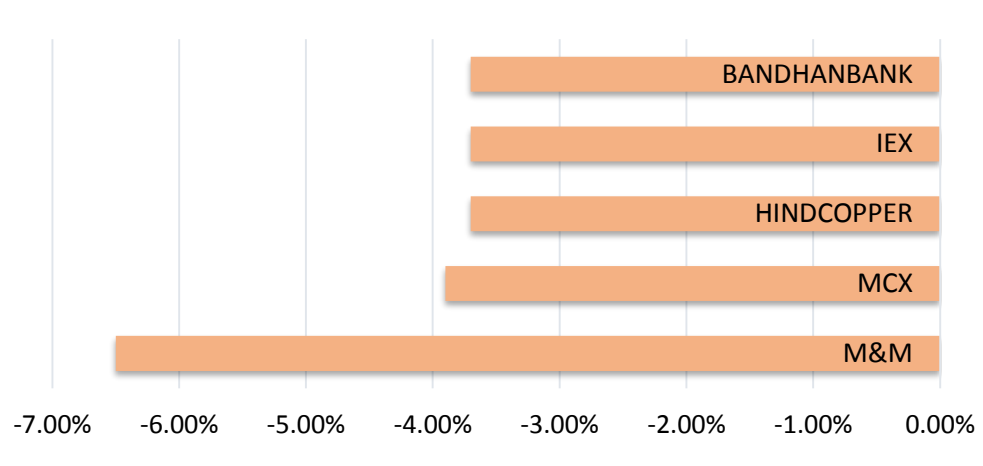
Market Mood



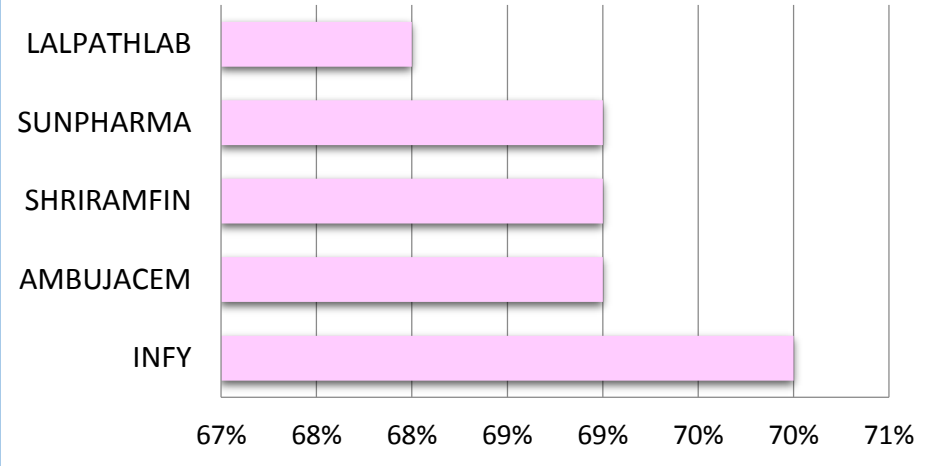
PRICE UP



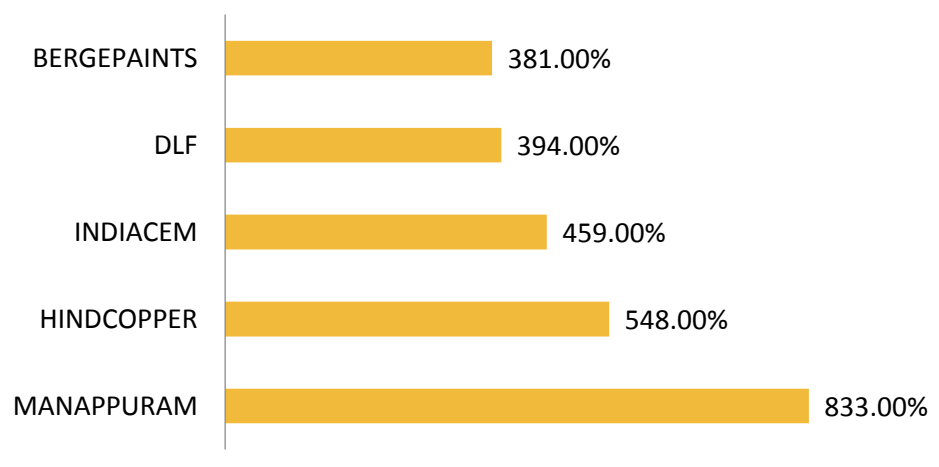
PRICE DOWN



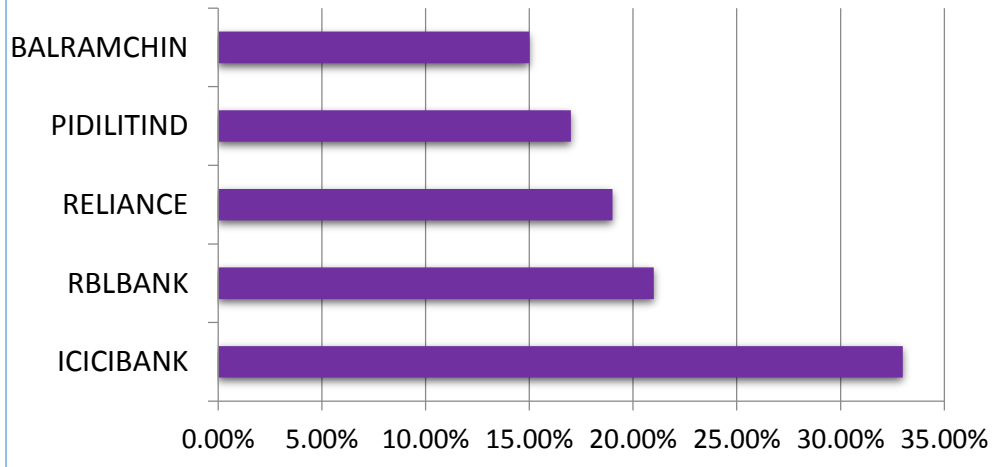
DELIVERY HEAVY



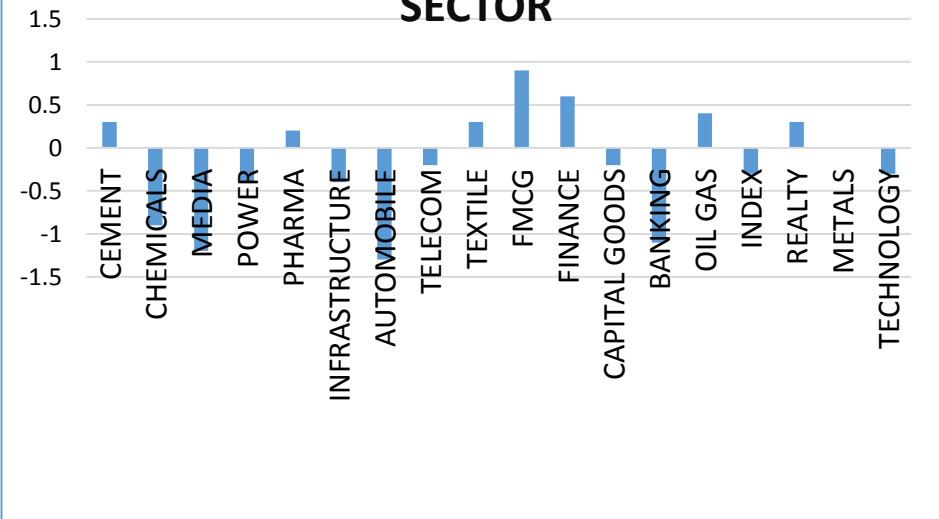
VOLUME UP



ROLL OVER



SECTOR



Event Calendar

Date	Event	Expected	Previous
11 th July 2024	USA FED GOOLSBEE SPEECH(JUL/05)	-	-
11 th July 2024	USA FED BOWMAN SPEECH(JUL/05)	-	-
11 th July 2024	USA FED COOK SPEECH(JUL/05)	-	-

Call of the day (Intraday)



Mahindra_Mahindra (Intraday)

Sell : 2730-2732 SL : 2762 TP : 2685

Rational: Stock experienced a bearish engulfing formation on daily time frame indicating reversal moreover volume during the sell days is significantly higher as compared to volume during buy day signaling bears are active in the markets.

Delivery Call



Powermech (Delivery)

Buy : 5250-5253 SL : 5153 TP : 5500

Rational :Stock experienced a range breakout indicating bullish momentum is likely going to continue moreover volume during the buy days is significantly rising as compared to volume during sell day signaling bulls are active in the markets.

11th July 24

Market Mood



Nifty 50 Snapshot

Script	LTP	CHNG	%CHNG	R1	R2	S1	S2
NIFTY 50	24,324.45	-108.75	-0.45	24,557	24790.4	24,091.48	23,858.50
ASIANPAINT	3,000.00	95	3.27	3,086	3172.545	2,913.73	2,827.46
SBILIFE	1,556.00	31.25	2.05	1,586	1616.33	1,525.83	1,495.67
DIVISLAB	4,626.05	74.1	1.63	4,703	4779.664	4,549.24	4,472.44
BRITANNIA	5,758.55	89.7	1.58	5,856	5954.082	5,660.78	5,563.02
GRASIM	2,800.00	38.2	1.38	2,845	2890.828	2,754.59	2,709.17
NTPC	381.65	4.6	1.22	390	398.7791	373.09	364.52
HDFCLIFE	631	7.35	1.18	647	662.7133	615.14	599.29
POWERGRID	345	3.85	1.13	353	360.2516	337.37	329.75
APOLLOHOSP	6,376.00	55.7	0.88	6,454	6532.979	6,297.51	6,219.02
SUNPHARMA	1,596.55	11.15	0.7	1,618	1639.416	1,575.12	1,553.68
ADANIPTS	1,487.80	9.8	0.66	1,512	1535.293	1,464.05	1,440.31
BHARTIARTL	1,444.95	9.4	0.65	1,459	1473.459	1,430.70	1,416.44
HINDUNILVR	2,603.00	12.85	0.5	2,638	2673.148	2,567.93	2,532.85
TITAN	3,231.00	15.85	0.49	3,269	3307.766	3,192.62	3,154.23
BPCL	301.35	1.15	0.38	307	312.8221	295.61	289.88
TATACONSUM	1,146.25	4.05	0.35	1,163	1179.075	1,129.84	1,113.42
ONGC	298	0.55	0.18	306	313.5446	290.23	282.46
EICHERMOT	4,836.45	7.75	0.16	4,941	5044.733	4,732.31	4,628.17
AXISBANK	1,291.05	1.65	0.13	1,303	1315.307	1,278.92	1,266.79
BAJAJFINSV	1,583.00	1.4	0.09	1,595	1606.072	1,571.46	1,559.93
DRREDDY	6,586.95	4.1	0.06	6,667	6747.867	6,506.49	6,426.03
LTIM	5,379.95	2.8	0.05	5,448	5515.953	5,311.95	5,243.95
CIPLA	1,512.80	0.75	0.05	1,529	1545.943	1,496.23	1,479.66
BAJAJ-AUTO	9,525.00	-9.1	-0.1	9,647	9768.832	9,403.08	9,281.17

11th July 24

Market Mood



Script	LTP	CHNG	%CHNG	R1	R2	S1	S2
TECHM	1,462.45	-3.3	-0.23	1,485	1506.563	1,440.39	1,418.34
BAJFINANCE	7,045.00	-23.05	-0.33	7,112	7178.278	6,978.36	6,911.72
MARUTI	12,780.25	-47.45	-0.37	13,152	13524.57	12,408.09	12,035.93
LT	3,650.00	-16.1	-0.44	3,713	3776.003	3,587.00	3,524.00
HDFCBANK	1,628.70	-7.8	-0.48	1,641	1654.088	1,616.01	1,603.31
ICICIBANK	1,242.00	-6.25	-0.5	1,254	1265.238	1,230.38	1,218.76
ITC	450.3	-2.3	-0.51	456	461.8823	444.51	438.72
RELIANCE	3,164.00	-16.55	-0.52	3,212	3259.04	3,116.48	3,068.96
ADANIENT	3,093.90	-16.85	-0.54	3,137	3180.262	3,050.72	3,007.54
ULTRACEMCO	11,612.60	-67.2	-0.58	11,792	11970.76	11,433.52	11,254.44
COALINDIA	490.65	-3.15	-0.64	501	511.1342	480.41	470.17
INDUSINDBK	1,425.00	-9.25	-0.64	1,439	1453.07	1,410.96	1,396.93
NESTLEIND	2,615.00	-18.1	-0.69	2,648	2681.871	2,581.56	2,548.13
INFY	1,645.00	-12.15	-0.73	1,667	1689.699	1,622.65	1,600.30
KOTAKBANK	1,833.00	-14.85	-0.8	1,852	1870.867	1,814.07	1,795.13
TATAMOTORS	1,004.30	-10.65	-1.05	1,027	1050.641	981.13	957.96
SHRIRAMFIN	2,762.05	-29.95	-1.07	2,831	2900.856	2,692.65	2,623.24
WIPRO	534.5	-6.5	-1.2	542	549.9126	526.79	519.09
JSWSTEEL	924	-11.3	-1.21	936	947.259	912.37	900.74
SBIN	850.05	-11.25	-1.31	863	875.6751	837.24	824.42
HEROMOTOCO	5,511.00	-78.15	-1.4	5,624	5737.62	5,397.69	5,284.38
HCLTECH	1,506.10	-25	-1.63	1,539	1571.759	1,473.27	1,440.44
TCS	3,915.00	-70.5	-1.77	3,983	4050.867	3,847.07	3,779.13
TATASTEEL	168.2	-3.6	-2.1	172	176.3777	164.11	160.02
HINDALCO	692.05	-14.95	-2.11	710	728.2602	673.94	655.84
M&M	2,729.90	-195.6	-6.69	2,903	3075.859	2,556.92	2,383.94

Kunal N Kamble
Sr.Technical Research Analyst

Disclosure: M/s. Bonanza Portfolio Ltd here by declares that views expressed in this report accurately reflect view point with subject to companies/securities. M/s. Bonanza Portfolio Ltd has taken reasonable care to achieve and maintain independence and objectivity in making any recommendations. The Analysts engaged in preparation of this Report or his/her relative: - (a) do not have any financial interests in the subject company mentioned in this Report; (b) do not own 1% or more of the equity securities of the subject company mentioned in the report as of the last day of the month preceding the publication of the research report; (c) do not have any material conflict of interest at the time of publication of the Report. The Analysts engaged in preparation of this Report:- (a) have not received any compensation from the subject company in the past twelve months; (b) have not managed or co-managed public offering of securities for the subject company in the past twelve months; (c) have not received any compensation for investment banking or merchant banking or brokerage services from the subject company in the past twelve months; (d) have not received any compensation for products or services other than investment banking or merchant banking or brokerage services from the subject company in the past twelve months; (e) has not received any compensation or other benefits from the subject company or third party in connection with the Report; (f) has not served as an officer, director or employee of the subject company; (g) is not engaged in market making activity for the subject company.

M/s. Bonanza Portfolio Ltd is a registered Research Analyst under the regulation of SEBI, the year 2014. The Regn No. INH100001666 and research analyst engaged in preparing reports is qualified as per the regulation's provision.

Disclaimer: This research report has been published by M/s. Bonanza portfolio Ltd and is meant solely for use by the recipient and is not for circulation. This document is for information purposes only and information / opinions / views are not meant to serve as a professional investment guide for the readers. Reasonable care has been taken to ensure that information given at the time believed to be fair and correct and opinions based thereupon are reasonable, due to the nature of research it cannot be warranted or represented that it is accurate or complete and it should not be relied upon as such. If this report is inadvertently send or has reached to any individual, same may be ignored and brought to the attention of the sender. Preparation of this research report does not constitute a personal recommendation or take into account the particular investment objectives, financial situations, or needs of individual clients. Past performance is not a guide for future performance. This Report has been prepared on the basis of publicly available information, internally developed data and other sources believed by Bonanza portfolio Ltd to be reliable. This report should not be taken as the only base for any market transaction; however this data is representation of one of the support document among other market risk criterion. The market participant can have an idea of risk involved to use this information as the only source for any market related activity.

Kunal N Kamble
Sr.Technical Research Analyst

The distribution of this report in definite jurisdictions may be restricted by law, and persons in whose custody this report comes, should observe, any such restrictions. The revelation of interest statements integrated in this analysis are provided exclusively to improve & enhance the transparency and should not be treated as endorsement of the views expressed in the analysis. The price and value of the investments referred to in this report and the income from them may go down as well as up. Bonanza portfolio Ltd or its directors, employees, affiliates or representatives do not assume any responsibility for, or warrant the accuracy, completeness, adequacy and reliability of such information / opinions / views.

While due care has been taken to ensure that the disclosures and opinions given are fair and reasonable, none of the directors, employees, affiliates or representatives of M/s. Bonanza portfolio Ltd shall be liable. Research report may differ between M/s. Bonanza portfolio Ltd RAs and other companies on account of differences in, personal judgment and difference in time horizons for which recommendations are made. Research entity has not been engaged in market making activity for the subject company. Research analyst has not served as an officer, director or employee of the subject company. Research analyst has not received any compensation/benefits from the Subject Company or third party in connection with the research report.

M/s. Bonanza Portfolio Ltd at Bonanza House, Plot No. M-2, Cama Industrial Estate. Walbhat Road, Goregaon (E), Mumbai – 400063

Web site: <https://www.bonanzaonline.com>

Research Analyst Regn No. INH100001666 SEBI Regn. No.: INZ000212137